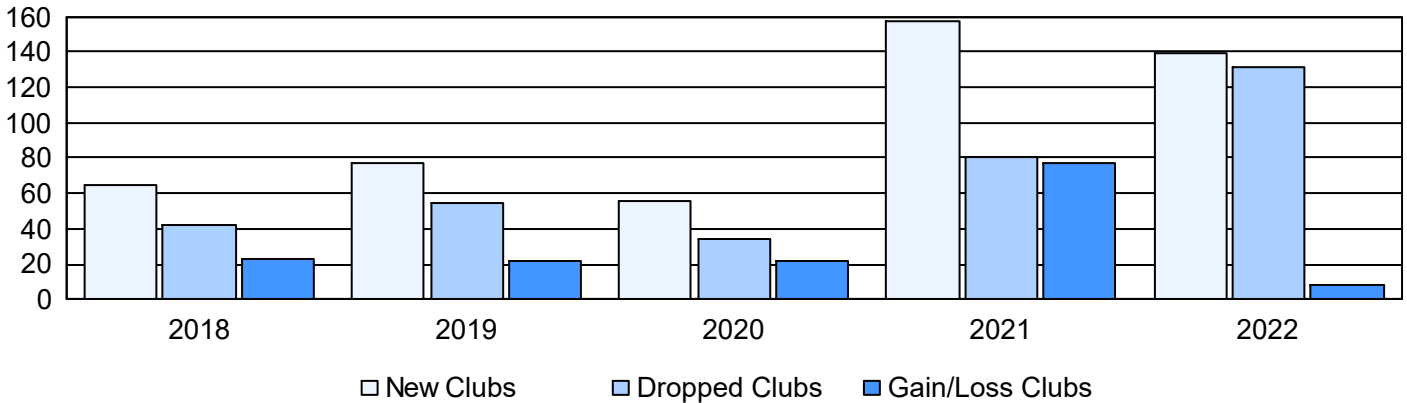
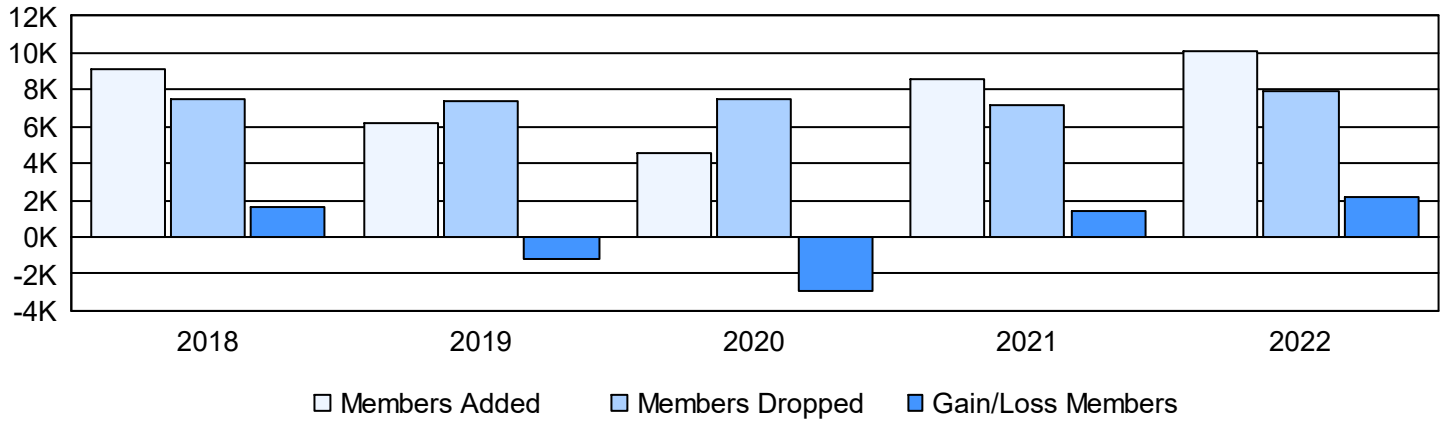


| Year | New Clubs | Dropped Clubs | Gain/ Loss Clubs | New Members | Charter Members | Reinstate Members | Transfer Members | Total Member Added | Total Members Dropped | Gain/ Loss Members |
|----------------|-----------|---------------|------------------|--------------|-----------------|-------------------|------------------|--------------------|-----------------------|--------------------|
| 2017-2018 | 65 | 42 | 23 | 6,438 | 1,859 | 671 | 167 | 9,135 | 7,509 | 1,626 |
| 2018-2019 | 77 | 55 | 22 | 2,772 | 2,219 | 1,057 | 155 | 6,203 | 7,410 | -1,207 |
| 2019-2020 | 56 | 34 | 22 | 2,193 | 1,552 | 730 | 118 | 4,593 | 7,488 | -2,895 |
| 2020-2021 | 157 | 80 | 77 | 3,450 | 4,254 | 780 | 88 | 8,572 | 7,204 | 1,368 |
| 2021-2022 | 139 | 131 | 8 | 5,415 | 3,739 | 740 | 233 | 10,127 | 7,976 | 2,151 |
| Average | 99 | 68 | 30 | 4,054 | 2,725 | 796 | 152 | 7,726 | 7,517 | 209 |

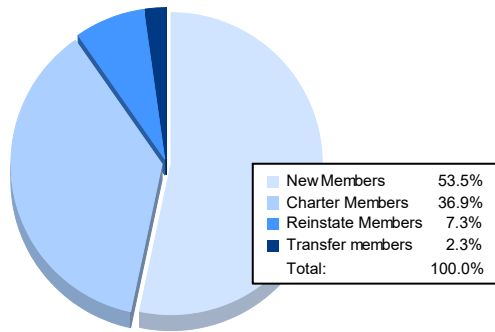
Clubs



Members



Membership Composition June 2022 Cumulative



Gender Composition June 2022 Cumulative

